



### District Report Card: 2017


<b>State:</b> Punjab	<b>District:</b> Moga
<b>Class:</b> 5	<b>Subject:</b> Language
<b>Schools:</b> 61	<b>Students:</b> 1212


### Participation/Coverage


#### Students

<b>GENDER</b> 	Boys		Girls	
	Number	%	Number	%
	533	43.98	679	56.02

<b>AREA</b> 	Rural		Urban	
	Number	%	Number	%
	1003	82.76	209	17.24

<b>CATEGORY</b> 	SC		ST		OBC		GEN	
	Number	%	Number	%	Number	%	Number	%
	1002	82.67	6	0.50	108	8.91	96	7.92

<b>CWSN</b> 	LD	VI	HI	S&LD	ID	Oth
	1	7	0	1	6	28

<b>Management</b> 	Government		Government-aided	
	Number	%	Number	%
	1155	95.30	57	4.70

### Average Performance of Students in Language (%)

Overall	Gender		Area		Management		Social Group			
	Male	Female	Rural	Urban	Govt.	Aided	SC	ST	OBC	GEN
54.62	54.46	54.75	54.74	54.04	55.04	46.20	54.40	72.22	58.33	51.60

## Performance on Learning Outcomes (LOs)

Learning Outcomes	Description	Average Performance(%)
L504	Reads and comprehends independently storybooks, news items/ headlines, advertisements etc.	45.12
L508	Reads text with comprehension, locates details and sequence of events	59.37

Range of Performance of Students who Answered Correctly							
Below 30%		30% - 50%		50% - 75%		Above 75%	
Number	%	Number	%	Number	%	Number	%
188	15.51	327	26.98	471	38.86	226	18.65

## Lowest Performing Learning Outcomes (LOs)

- 1 - Reads and comprehends independently storybooks, news items/ headlines, advertisements etc. (45.12)
- 2 - Reads text with comprehension, locates details and sequence of events (59.37)